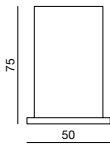


módulo LED
LED moduleno incluido
not included

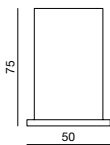
directo a red - main voltage

TRIDONIC



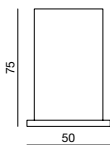
CODIGO	LM	°K	APERTURA	CRI	W
TR070024927	710	2700	24	90	9,5 W
TR070036927	710	2700	36	90	9,5 W
TR070024930	760	3000	24	90	9,5 W
TR070036930	760	3000	36	90	9,5 W
TR070024940	810	4000	24	90	9,5 W
TR070036940	810	4000	36	90	9,5 W
CODE	LM	°K	BEAM ANG.	CRI	W

OSRAM



CODIGO	LM	TC	APERTURA	CRI	POTENCIA
SR065024830	650	3000	24	80	8,2 W
SR065040830	650	3000	40	80	8,2 W
SR065024840	720	4000	24	80	8,2 W
SR065040840	720	4000	40	80	8,2 W
SR080024830	800	3000	24	80	9,2 W
SR080040830	800	3000	40	80	9,2 W
SR080060830	800	3000	60	80	9,2 W
SR080024840	835	4000	24	80	9,2 W
SR080040840	835	4000	40	80	9,2 W
SR080060840	835	4000	60	80	9,2 W
CODE	LM	°K	BEAM ANG.	CRI	W

MEGAMAN



CODIGO	LM	TC	APERTURA	CRI	POTENCIA
MG050024828	500	2800	24	80	8,0 W
MG050036828	500	2800	36	80	8,0 W
MG050024840	500	4000	24	80	8,0 W
MG050036840	500	4000	36	80	8,0 W
MG090024828	900	2800	24	80	10,5 W
MG090036828	900	2800	36	80	10,5 W
MG090024840	900	4000	24	80	10,5 W
MG090036840	900	4000	36	80	10,5 W
CODE	LM	°K	BEAM ANG.	CRI	W

válido para los modelos:

7200, 7201