




smoothPlus
8144 901



8144 901 2	3W.	210lm	70lm/W.	25°	2.700
8144 901 3	3W.	210lm	70lm/W.	25°	3.000
8144 901 4	3W.	210lm	70lm/W.	25°	4.000
code	module W	lm	efficiency	beam angle	°K

colores_colors

interior
inside

1 3 8

materiales_materials


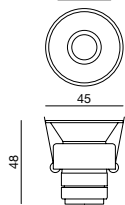
aluminio inyectado,
acero y policarbonato
die cast aluminium,
steel and polycarbonate

ópticas_optics

instalada lente de 25°, se incluye
pack de lentes de 10° y 45°
25° lens installed, 10° and 45°
lens pack is included



CORTE DE TECHO
Ø41



120mm

80mm

48mm